



FITMENT INSTRUCTIONS


LT-50 Wall Mount

Installation Instructions

Preliminary information

Installation and fitment instructions includes the tools required, fasteners included in the kit, and the hardware included in the kit.

Please follow the instructions and check installation steps with the images in this document.



Service Enquiries email
queries@alu-cab.com

Installation Instructions

Canopy Fitment – Tools, Fasteners & Hardware

1.1

Tools & Items Required

Masonry drill
10mm Masonry drill bit
8mm Masonry drill bit
2 x 13mm Spanner / Socket & ratchet
Philips / Star screwdriver

1.2

Fasteners Supplied

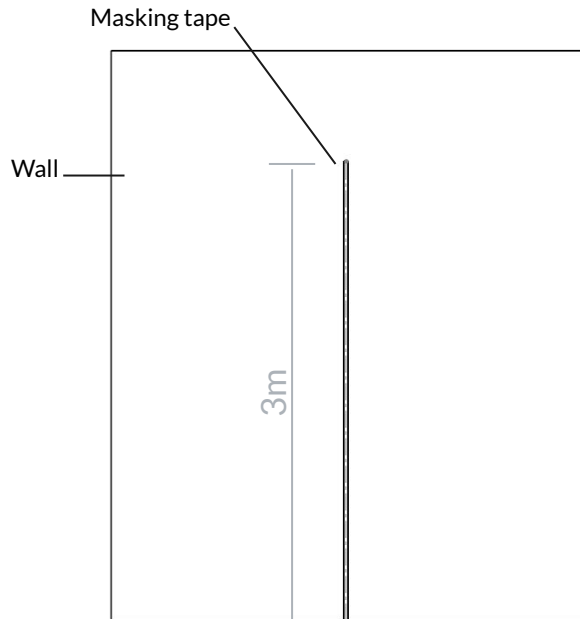
M6 Rawl plugs	4
M10 Rawl plugs	4
M12 Rawl plugs	2
M4 Screws	4
M8 Coach screws	4
M10 Eye hooks	2
Securing Strap	1

Installation Instructions

2.1

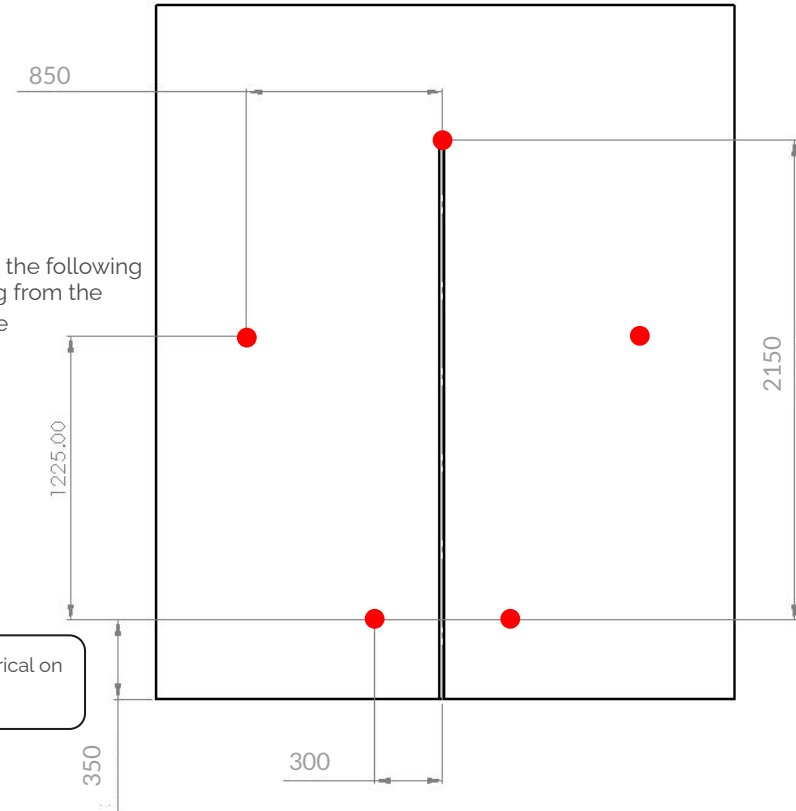
Marking points on the wall to drill for vertical tent storage :

Place a vertical 3m piece masking tape on the wall that you will use to install the wall mount. Start with the tape where the wall meets the ground and allow 1 meter on either side of the tape as free space.



Make marks on the wall at the following measurements, measuring from the centre of the masking tape

The measurements are symmetrical on either side of the tape

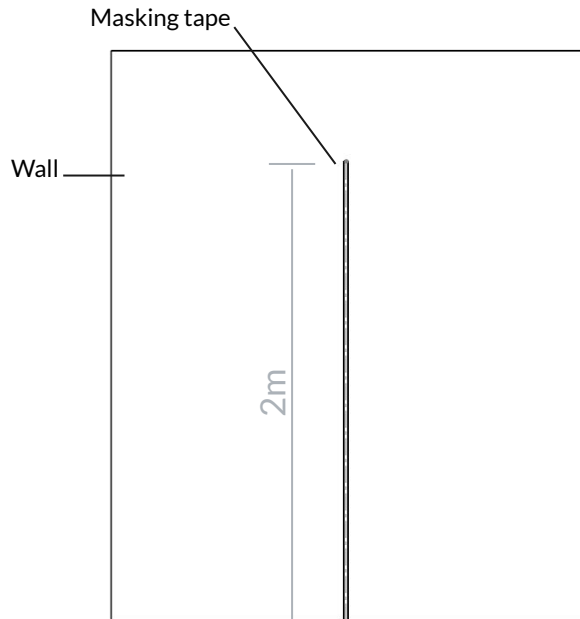


Installation Instructions

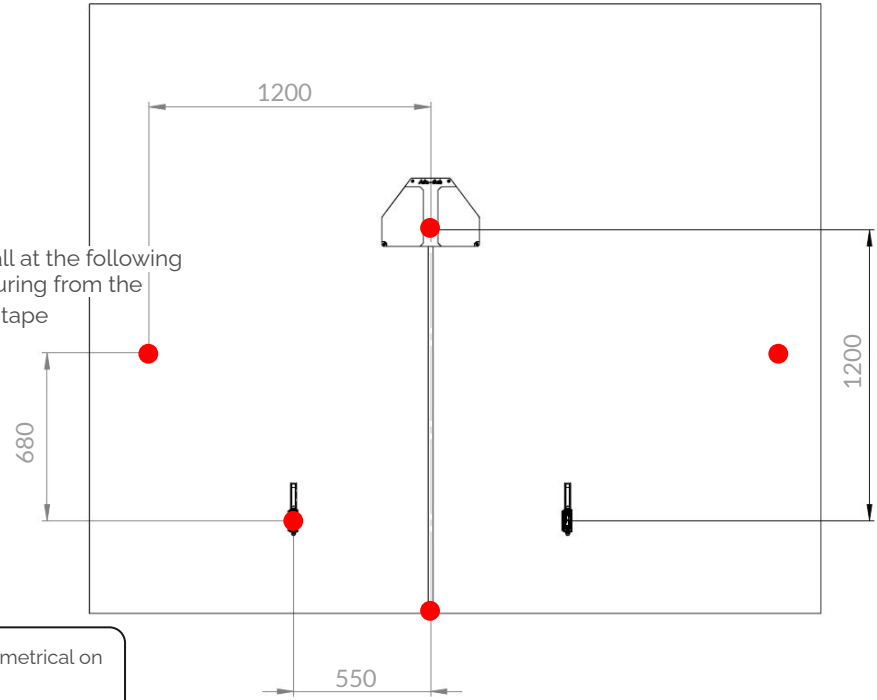
2.2

Marking points on the wall to drill for horizontal tent storage :

Place a vertical 3m piece masking tape on the wall that you will use to install the wall mount. Start with the tape where the wall meets the ground and allow 1.5 meters on either side of the tape as free space.



Make marks on the wall at the following measurements, measuring from the centre of the masking tape



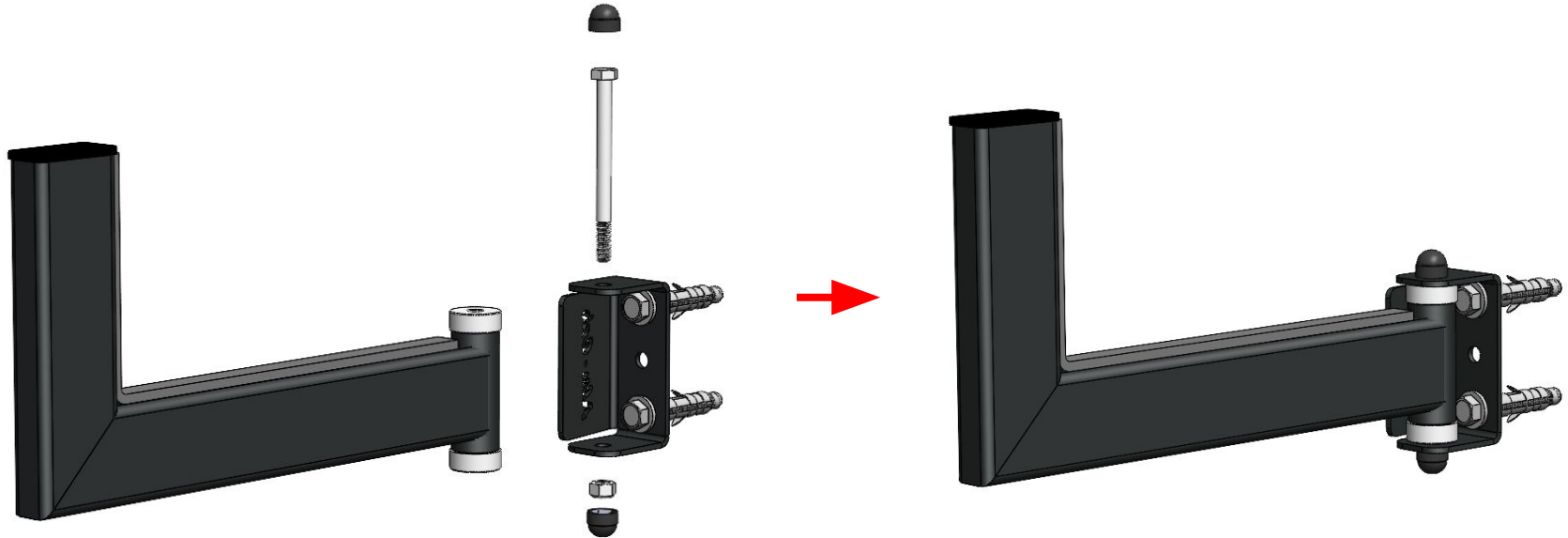
The measurements are symmetrical on either side of the tape

Installation Instructions

4

Mounting bottom brackets:

After the bottom bracket has been mounted into the wall, slide in the bracket arm and using the nut and bolt tighten the arm in place.



Disclaimer

All rights reserved. No part of this website may be reproduced, translated, stored in a retrieval system, or transmitted, in any form or by any means, electronic, mechanical, photocopying, recording or otherwise, without prior written permission of the owner.

Review all instructions information carefully before installation.

Any damages, direct or incidental to the installer and/or property due to incorrect installation of any parts are the responsibility of the installer. Due to the various applications and fitment options available, the responsibility lies with the user to ensure all mounting points are secure and tight before every trip.

If unsure, consult with your Distributor regarding the operations of our products.

Users are advised to be mindful of the load they are carrying and drive in accordance with road conditions.

WARNING

Always wear appropriate PPE (Personal protection equipment) when fitting our products. Although the mounting kit is designed to be DIY, if you have any doubts or concerns, contact an accredited fitment centre to carry out the work. Alu-Cab will not be liable for any injury to persons, and/or damage to products and/or vehicles.

While Alu-Cab Holdings takes reasonable measures to ensure that the contents of this Website are accurate and complete, Alu-Cab Holdings makes no representations or warranties, whether express or implied, as to the quality, timeliness, operation, integrity, availability or functionality of this Website or as to the accuracy, completeness or reliability of any information on this Website. Alu-Cab Holdings reserves the right to make changes, corrections and/or improvements to the information and to the products and programs described in such information, at any time without notice.

Alu-Cab Holdings will use reasonable endeavours to maintain the availability of the Website, except during scheduled maintenance periods, and reserves the right to discontinue providing the Website or the service or any part thereof with or without notice to you. Any person who accesses this Website or relies on this Website or on the information contained in this Website does so at his or her own risk.

Occasionally, at our discretion, we may include or offer third-party products or services on our website. These third-party sites have separate and independent privacy policies. We therefore have no responsibility or liability for the content and activities of these linked sites. Nonetheless, we seek to protect the integrity of our site and welcome any feedback about these sites.